








830610400075
+77016423812


АБДУКАДИРОВА Жанар Шинибеккызы,
А.Жолдасбеков атындағы №9 IT лицейінің ағылшын тілі пәні мұғалімі.
Шымкент қаласы

THE SECOND CONDITIONAL

Learning objectives	9.6.17.1 use if / unless/ if only in second conditional clauses and wish [that] clauses [present reference]; use a growing variety of relative clauses including why clauses on a range of familiar general and curricular topics 9.3.5.1 interact with peers to negotiate, agree and organise priorities and plans for completing classroom tasks 9.5.3.1 write with moderate grammatical accuracy on a growing range of familiar general and curricular topics
Lesson objectives	Learners will be able to: <ul style="list-style-type: none"> • Learn the form and use of the second conditional. • Practise using the second conditional to talk about imaginary situations.
Value links	Generosity – This may be a core value of yours if you cherish people who will give their time and resources to people in need. You may consider yourself to be a generous person if you find joy and meaning in giving to others.
Plan	

Stages/ Time	Teachers actions	Students actions	Assessment criteria	Resources
Start Org. moment Checking the homework 10 min	1.Greeting. Ask about the weather. Psychological situation Checking home task To make up 5 sentences for hypothetical situation. Warm-up /Describe the given picture. The students stand in a circle in a circle and then pass the game ball to each other. SS read and answer the question sentence with own imaginary ideas give each other a circle of warmth.	Greeting SS greet with teacher Answers to questions about the weather 	At the organization moment T tries to award active Ss. « The praise » method is used to evaluate Ss with phrases like: “Good job! Well done!”  Formative Assessment Descriptor: - remembers the lesson passed Point 2	Game Ball worksheet Picture
Middle of the lesson Presentation part. 30 min	Class divided into two class by method “Flags” 	• Ss divided into two groups by method “Flags”	 Descriptor: -work in groups - answer the question Total: 2 point	Card Worksheet Video

<div data-bbox="316 192 695 427"></div> <div data-bbox="316 434 695 613"><p>Task 1 Work in groups by method “The concept wheel” • If I could live my life all over... Ss watch Artificial Intelligence video, to translate new words</p></div> <div data-bbox="316 620 695 1043"></div> <div data-bbox="316 1050 695 1196"><p>Task 2 Work in groups by method Making coffee To find the meaning of these given words</p></div> <div data-bbox="316 1202 695 1473"></div> <div data-bbox="316 1480 695 1570"><p>Task 3 by method “Phone” individual works ex.3 p.36</p></div> <div data-bbox="316 1576 695 1756"></div> <div data-bbox="316 1762 695 1942"><p>Task 3 by method “Flashcards” Work in pairs • Ss Tell students that this type of sentence is called the conditional read the text to find out. Check Ss' answers.</p></div>	<div data-bbox="721 255 1005 405"><p>Learners watch video and listen stories about second conditional Students express their ideas</p></div> <div data-bbox="721 470 1005 560"><p>https://youtu.be/iZnL2cb_w20?si=HIFNejitu2PJnULP</p></div> <div data-bbox="721 591 1005 680"><p>ANSWERS • Learners read the extract and mark the statements.</p></div> <div data-bbox="721 725 1005 1093"></div> <div data-bbox="721 1135 1005 1626"><p>Dare- To brave enough to do something difficult or dangerous Limber up- to do gentle exercises to stretch the muscles in order to prepare the body for more active physical exercise Perhaps-used to show that something is possible Sanely-in a way that show that someone has a healthy mind and is not mentally Barefoot-Not wearing any shoes or socks</p></div> <div data-bbox="721 1655 1005 1899"><p>ANSWERS 1. Introduce a new tax 2. Be happier at school 3. Build better schools and rise the price of petrol 4. Use cards 5. Vote for him</p></div> <div data-bbox="721 1991 1005 2024"><p>ANSWERS</p></div>	<div data-bbox="1031 192 1315 282"><p>Assessment criteria - Learn the rule of second conditional</p></div> <div data-bbox="1031 530 1315 564"><p>Self assessment</p></div> <div data-bbox="1031 622 1315 808"><p>Descriptor: -read the text To translate - choose the correct answers Total: 2 point</p></div> <div data-bbox="1031 837 1315 990"><p>Self assessment Descriptor: -complete with the meaning of words. Total: 2 point</p></div> <div data-bbox="1031 1019 1315 1108"><p>Descriptor: - check the meaning of the words in the cup</p></div> <div data-bbox="1031 1449 1315 1601"><p>Descriptor -work in groups - Use the second conditional Total: 2 point</p></div> <div data-bbox="1031 1816 1315 1937"><p>Assessment criteria: - Practice using the second conditional to talk about imaginary situations.</p></div> <div data-bbox="1031 1968 1315 2024"><p>Descriptor: - read and complete</p></div>	<div data-bbox="1359 224 1528 436"><p>PPT Presentation Worksheet</p></div> <div data-bbox="1359 745 1528 779"><p>Flashcards</p></div> <div data-bbox="1359 1019 1528 1052"><p>AI Video</p></div> <div data-bbox="1359 1417 1528 1451"><p>Video</p></div> <div data-bbox="1359 1877 1528 2024"><p>Student’s book Pictures and Video</p></div>
---	---	---	---

	 <p>Task 4 Work in groups Elicit definitions from Ss around the class. Then give Ss time to use them to complete the sentences. Check Ss answers. Conclusion during the lesson some tasks differentiated by outcomes of the students and by their abilities</p>	<ul style="list-style-type: none"> • Learners choose the correct item <p>Students complete these second conditional sentences with the part of result sentences in the table.</p> <p>Students' own answers</p>	<p>Assessment criteria - Practice the second conditional</p>	<p>Cards</p> <p>Worksheets</p> <p>https://wordwall.net/resource/1971228</p>
<p>End of the lesson 5 min</p>	<p>FEEDBACK Learners provide feedback on what they have learned at the lesson. Ex: 5 P: 67 Home task:</p>	<p>Students use their stickers to show their knowledge according to the lesson.</p> 