




Learning objectives	8.6.17.1 use if / unless/ if only in second conditional clauses and wish [that] clauses [present reference], use a growing variety of relative clauses including why clauses on a range of familiar general and curricular topics; 8.3.4.1 respond with some flexibility at both sentence and discourse level to unexpected comments on a range of general and curricular topics.			
Lesson objectives	<ul style="list-style-type: none">To recognize and apply the second conditional in various contexts;To differentiate between the first and second conditional through interactive group activities.			
Value links	<ul style="list-style-type: none">Respect for language and education;Collaboration and teamwork.			
Plan				
Stages/ Time	Teachers actions	Students actions	Assessment	Recourse
Start 3 min Beginning 7 min	<p>ORGANISATION MOMENT: Teacher greets students Teacher: Good morning! How are you? Learners answer the question ‘How are you?’ Welcome to our English lesson Ok, if you are ready let’s start our lesson</p>  <p>Dividing into 2 groups The teacher divides the class into three groups using Baiterek cards. The cards are rolled, and the number that appears determines the group each student belongs to. The teacher ensures the process is clear and monitors to confirm that all students are grouped correctly.</p> <p>Brainstorming Teacher shows the PPT slide to guess the topic of the lesson.</p> <p>Vocabulary The teacher plays the AI-generated video, pauses to explain or emphasize pronunciation, and encourages students to repeat the words and use them in sentences.</p> <ol style="list-style-type: none">Success – Achieving something you worked for.Problem – Something that is difficult to solve.Friendship – A good relationship between friends.Homework – Schoolwork you do at home.Future – The time that is coming.Dream – Something you wish for.Science – The study of how things in the world work.Environment – The natural world around us.	<p>Students respond to greeting and take their places</p> <p>Students take turns rolling the cards, observe the number that appears, and join their assigned group accordingly. Once grouped, they prepare for the activity as instructed.</p> <p>Students look at the picture carefully, share their guesses about the topic, discuss their ideas in pairs or groups, justify their reasoning by pointing out details in the picture, and finally confirm the correct topic when revealed by the teacher.</p>  <p>Students watch the video, guess the topic of the lesson, and use the words in sentences.</p>	<p>At the organization moment T tries to award active Ss.«The praise» method is used to evaluate Ss with phrases like: “Good job! Well done!”</p> <p>Descriptor: -choose one Baiterek card. Based on the number behind it, sit with your group.</p>	<p>PPT</p> <p>BasiterekCards</p> <p>PPT</p>
Main part 30 min	<p>Warm up The teacher explains the warm-up activity, monitors participation, and concludes with feedback.</p>	Students listen, participate actively, share ideas, and reflect on the activity.	Descriptor: -the student identifies all 13 numbers on the sheet accurately and quickly;	Worksheets Video



Task 1

Individual work

Match the new vocabulary words with definitions.

The teacher provides students with a set of vocabulary words and their corresponding definitions. They explain the task clearly and set a time limit for completion. While students work, the teacher monitors their progress and offers help if necessary.

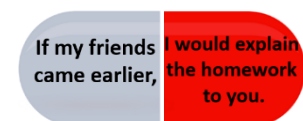


Task 2

Individual work

Choose correct option about second conditional rules.

The teacher instructs students to work in individually and access the task on Educaplay.



Task 3

Task 3

Group work

Find correct pairs of second conditional sentences.

"The capsule method"

The teacher explains the task, instructing students to work in groups to read second conditional sentences and find their correct pairs.

Task 4

Group work

"Read the sentences and correctly classify them into conditionals (first and second).

"Cookies and jar method"

The teacher places cookies with conditional sentences written on them and two jars labeled "First Conditional" and "Second Conditional." Students take turns reading the sentences on the cookies, decide whether they are first or second conditional, and place the cookie into the correct jar. The teacher monitors the activity and reviews the answers with the class once all the cookies are sorted.

TASK 5

After finishing, students share their answers with the class. The teacher provides feedback, and students listen carefully, making corrections where needed.

Students read the questions and choose correct options.

Students read the second conditional sentences, and find related pairs.

Students read the sentences written on the cookies. They decide whether the sentence is a first or second conditional. Then, they place the cookie into the correct jar labeled "First Conditional" or "Second Conditional." After sorting, they participate in reviewing and discussing the answers with the teacher..

Students choose one box as a group and read the prompt inside. They discuss the scenario and create sentences using

Descriptor:

-match the new vocabulary with definitions;
2 points

Descriptor:

-read the questions and understand the meaning;
-choose options correctly;
2 points

Descriptor:

Read the sentences and find their pairs name;
2 points

Descriptor:




Read the conditionals and identify it.
2 points

https://www.educaplay.com/learning-resources/22012368-vocabulary_test.html

https://www.educaplay.com/learning-resources/22019162-second_conditional.html

Capsule cards

Cards

	<p>GROUP WORK Choose one box and make sentences using the second conditional.</p> <div></div> <p>The teacher places boxes with different prompts inside. The teacher explains the task: each group will choose one box, read the prompt, and create sentences using the second conditional. The teacher monitors the groups, offering support if needed, and reviews the sentences together at the end.</p>	<p>the second conditional. After writing their sentences, they share them with the class during the review session and listen to feedback from the teacher.</p>		<p>Descriptor: -make sentences correct; 2 points</p>
<p>End 5 min</p>	<p>Home work Make 3 sentences for second conditional And 3 sentences for first conditional</p> <div><p>Reflection It is on the platform “Classroomscreen”</p></div>			