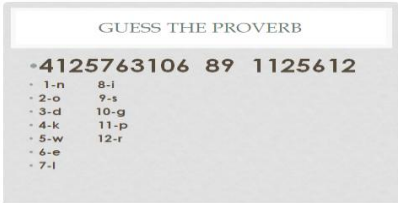

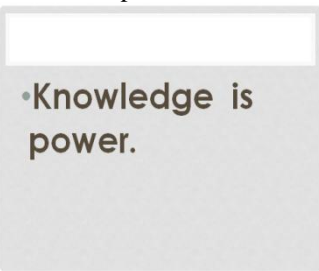





Learning objectives	9. 3. 7. 1 use subject-specific vocabulary and syntax within the framework of unlimited general and study topics; 9. 5. 8. 1 correct spelling of words that are commonly used in general and frequently used subjects; 9.6.10.1 use present continuous forms and past continuous, including a growing variety of passive forms, on a range of familiar general and curricular.			
Lesson objectives	Learners will be able to: - Learn and review when we use the past simple versus the past continuous; - Practise using the past simple and past continuous in the opening paragraph of a story.			
Valuelinks	"Law and Order" Ensuring the protection and safety of society understand the importance of law and order as.			
Plan				
Stages/ Time	Teachers' actions	Students' actions	Assessment criteria	Resources
Beginning of the lesson 5 min	1.Greeting. Ask about the weather. Warm-up (Brain storming) Ask students if they can guess what proverb is it?  Allow students to come up with a list in pairs Checking the home task Lead – In 	The aim:To develop Ss speaking skills and create friendly atmosphere Efficiency:By doing this activity they improve their level of thinking. Students express their ideas  To describe a Kazakh writer	At the organization moment T tries to award active Ss. «The praise» method is used to evaluate Ss with phrases like: “Good job! Well done!” Ss read their home works	Pictures PPT
Middle of the lesson Presentation part. 30 min	Students do some example sentences.(active board) Students complete them individually, then choose the correct words for the rules in pairs. Point out to students that we don't use the present continuous for main actions in the past Differentiation: «Verbal support» method is used to help Students use new words in the text. Doing the grammar exercises by QR Focus students' attention on the sentences and say they are the sort of sentences in Past Simple and Past Continuous Tenses Tell them to refer to the rules and complete the sentences individually. Students check in pairs. Go through the answers as a class. Ask students to refer to the rules to explain why they have chosen their answers(I-V,II-V)	Studentscomplete the sentences with right words When I came home yesterday my mother was making a delicious soup. Answers:	Descriptor: - complete the sentences - choose the correct words in the rules.	Interactive board

	<p>DOING THE GRAMMAR EXERCISES</p>  <p>-Students do the practice regular and irregular verbs.(takeoff and landing). Teacher says verbs Consider Can Decide Imagine give</p> <p>Relaxing time</p> <p>Team work: Students share out the verbs into the glasses</p> <p>Look through the text at p58 (1-2 min) Focus students' attention on the sentences and say they are the sort of sentences you would find in books. Tell them to refer to the rules and complete the sentences individually.</p> <p>Students search the text for the compound nouns. In pairs, ask them to make new sentences using the words</p> <p>And do the matching (compound nouns)</p> <p>Students use information from the text and answer the questions, by playing the game on platform QUIZIZZ (do the quiz)</p>	<p>ANSWERS I-V</p> <ul style="list-style-type: none"> 1. My brother did not play tennis yesterday. He played tennis the day before yesterday. 2. My sister was not playing the piano at four o'clock yesterday. She was playing the piano the whole evening. 3. When I came into the kitchen, mother was cooking. 4. She was cooking the whole day yesterday. 5. We washed the floor in our flat yesterday. <p>ANSWERS II-V</p> <ul style="list-style-type: none"> 1. I played computer games yesterday. 2. I was playing computer games at five o'clock yesterday. 3. He was playing computer games from two till three yesterday. 4. We were playing computer games the whole evening yesterday. 5. What was Nick doing when you came to his place? <p>Students stand up when hear regular verbs and seat irregular verbs</p> <p>Students sing a song 'We will rock you'</p> <p>Students complete the sentences from the text. Then choose the correct words in the rules.</p> <p>Regular and irregular verbs</p> <p>Students open p 58 and look through the text Students match words with words to make compound nouns.</p> <p>Answers: Turning point Incidental information General knowledge Brain power Analytical skills Outside world</p> <p>Students take their scores as they answer.</p>	 <p>Descriptor:</p> <ul style="list-style-type: none"> - complete the sentences (4points) - use the correct past form of the verbs -divide into two groups <p>Sing and do actions</p> <p>Descriptor:</p> <ul style="list-style-type: none"> - match words with words - make compound nouns. -to find the second part of the compound words (4points) -To use the information from the text(2points) 	<p>https://youtu.be/xshgioG7zjE?si=9RW-WrnWac6GKzO3</p> <p>https://quizizz.com/admin/quiz/6797c15e2ba621ad55cdb90f?source=quiz_share</p> <p>or by code 368789</p>
<p>End of the lesson 5 min0</p>	<p>Giving the hometask. Ex: 4, P65 Self-reflection Giving the feedback: smiles</p>	<p>Peer-assessment. Two stars and a wish. You did a really good job on ... I really like how you ... Maybe you could ...</p> 	<p>Students use their stickers and assessment sheets to show their knowledge according to the lesson.</p>	<p>Poster Success</p> 