





Learning objectives	6.3.1.1 provide basic information about themselves and others at sentence level on an increasing range of general topics; 6.2.4.1 understand the main points of supported extended talk on a range of general and curricular topics; 6.4.5.1 deduce meaning from context in short texts on a limited range of familiar general and curricular topics; 6.5.5.1 link without support sentences using basic coordinating connectors.
Lesson objectives	Learners will be able to: <ul style="list-style-type: none"> • Learn vocabulary for food and drink; • Listen to a report about healthy eating in schools; • Practise extending vocabulary.
Value links	Honesty – You may highly value telling people the truth. This one gets tricky when being honest can be hurtful to others. So, a person who really puts honesty first might be the sort of person who will tell the truth even if it hurts to do so.
Plan	

Stages/Time	Teachers actions	Students actions	Assessment criteria	Resources
Beginning of the lesson 5 min	<p>Organization moment 1. Greeting. Ask about the weather.</p> <p>Warm-up</p> <ul style="list-style-type: none"> • Ask individual students what they have for lunch when they are at school. • If there is a school canteen, ask if the meals are healthy. • Ask students if they make an effort to eat healthy food. <p>Lead - In</p>  <p>Lemonade and summer go hand-in-hand. This quintessential refreshment is also the perfect companion for a fresh and fruity appetizer like this strawberry fields salad. For an added burst of strawberry flavor, try making a strawberry-lemonade variation (recipe below)!</p>	<p>The wish flower” method helps to start the lesson with good wishes to each other.</p> <p>The aim: To develop Ss speaking skills and create friendly atmosphere Efficiency: By telling the wishes they show their appreciations.</p> <p>Describe and imagine the pictures</p> <p>Students say different words from the picture</p>	<p>At the organization moment T tries to award active Ss. «The praise» method is used to evaluate Ss with phrases like: “Good job! Well done!”</p> <p>Formative Assessment</p>  <p>Good job!</p>	<p>CD 1</p> <p>Pictures</p> <p>PPT</p>

<p>Middle of the lesson Presentation part 35 min</p>	<p>Ex: 1 P: 60</p> <ul style="list-style-type: none"> • Students work in pairs to match the words with the pictures. Point out that not all the words in the box are needed. <div data-bbox="224 310 690 661" style="border: 1px solid green; padding: 5px;"> <p>CHOOSE THE RIGHT WORD</p> <p>1) New cucumbers are _____ . a) tasty b) favourite c) yellow</p> <p>2) In the evening we have _____ in our kitchen. a) lunch b) dinner c) breakfast</p> <p>3) I like my porridge _____ sugar. a) in b) with c) at</p> <p>4) What's _____ breakfast? a) for b) on c) at</p> <p>5) Is any chicken in the fridge? I think _____ . a) so b) is c) not</p> <p>6) Bananas are _____ of all fruit . a) tastiest b) tastier c) tasty</p> <p>7) I'd like tomato and cucumber _____ , please. a) porridge b) ice-cream c) salad</p> <p>8) I am _____ my breakfast now . a) enjoy b) enjoyed c) enjoying</p> <p>favourite dinner with for so tastiest salad enjoying</p>  </div> <p>Ex: 2 P: 60</p> <ul style="list-style-type: none"> • Remind students that a useful way to learn vocabulary is to put new words in groups and list them in their vocabulary notebooks. • Check students understand the first word in each group. • Students copy the word groups and add two more words to each group. They can use dictionaries for this. In a stronger class, tell them to find four more words. <p>Ex: 3 P: 60</p> <ul style="list-style-type: none"> • When students have done the questionnaire, discuss their responses and ask if they agree with the key <p>Ex: 5 P: 60</p> <ul style="list-style-type: none"> • Explain that students are going to listen again for specific information. Allow them time to read the sentences and the multiple choice options. • Play the CD twice. Students answer the questions while they listen. <div data-bbox="227 1302 690 1648" style="border: 1px solid orange; padding: 10px; text-align: center;"> <p>LET'S PLAY THE GAME</p>  </div>	<p>Students match in the photos with words in the box.</p> <p>ANSWERS: 1 soup 9 ice cream 2 water 10 fizzy drink 3 fish 11 chips 4 rice 12 burger 5 salad 13 sweets 6 cheese 14 juice 7 meat 15 sandwiches 8 beans 16 crisps</p> <p>Students think of two more words to add to each group</p> <p>ANSWERS: Students' own answers</p> <p>Students ask and answer the questions with a partner</p> <p>ANSWERS: Students' own answers</p> <p>Students listen to the programme again and choose the correct answers</p> <p>ANSWERS: 1 Some 2 many 3 There are a lot of 4 eat 5 isn't much</p>	<p>Assessment criteria - Learn vocabulary for food and drink.</p> <p>Descriptor: - match in the photos with words in the box.</p> <p>Peer assessment: answer key</p> <p>Assessment criteria: - Listen to a report about healthy eating in schools.</p> <p>Descriptor: - listen to the programme again and choose the correct answers</p> <p>-Make CCQ questions Yes / No</p>	<div data-bbox="1404 220 1534 325" style="text-align: center;"> </div> <p>Cards, LED screen</p> <p>Student's book</p> <p>Worksheets</p> <p>https://wordwall.net/ru/resource/39189266</p>
<p>End of the lesson 5 min</p>	<p>Home task: Ex: 1 P: 42 WB</p>		<p>Poster Success</p> <div data-bbox="1404 1680 1534 1795" style="text-align: center;"> </div>	

"KWL chart"

Know	Want to know	Learnt

